




# INTELLICHLOR<sup>®</sup> AND iCHLOR<sup>®</sup> FLOW-TEMPERATURE SWITCH REPLACEMENT KIT



## INSTALLATION GUIDE

IMPORTANT SAFETY INSTRUCTIONS  
*READ AND FOLLOW ALL INSTRUCTIONS*  
SAVE THESE INSTRUCTIONS

### Technical Support

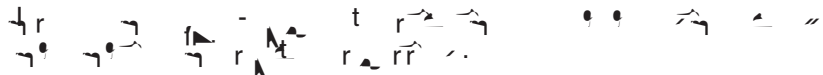
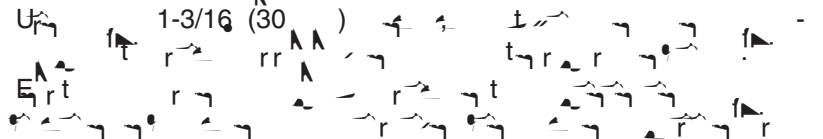
P : (800) 831-7133  
 (8 AM - 8 PM (ET) - (8 AM - 5 PM (PT))  
 F : (800) 284-4151  
 W : [www.pentair.com](http://www.pentair.com)

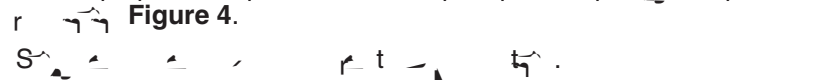
### Related Manuals

IntelliChlor® and iChlor® (P/N 520589)  
 IntelliChlor® and iChlor® (P/N 522709)

# IntelliChlor Flow-Temperature Switch Replacement

## Installing the New Flow-Temperature Switch

1. 
2. Use a 1-3/16" (30 mm) screwdriver to remove the old flow-temperature switch. 

**Figure 4.**
3. 

**Note: Do NOT strip the individual wires.**



**Figure 4**

4. RED

Figure 5.

5. WHITE BLACK

Figure 5.

6. GREEN

Figure 5.

Note: GREEN WHITE

These switches are not compatible with cells manufactured after September 2018.




Figure 5

7. W
8. R .S Figure 6.
9. T S C G
10. R t



Figure 6



## NOTES



1620 HAWKINS AVE., SANFORD, NC 27330 • (919) 566-8000  
10951 WEST LOS ANGELES AVE., MOORPARK, CA 93021 • (805) 553-5000

[WWW.PENTAIR.COM](http://WWW.PENTAIR.COM)

All Pentair trademarks and logos are owned by Pentair, plc or by one of its global affiliates. IntelliChlor® and iChlor® are trademarks and/or registered trademarks of Pentair Water Pool and Spa, Inc. and/or its affiliated companies in the United States and/or other countries. Unless expressly noted, names and brands of third parties that may be used in this document are not used to indicate an affiliation or endorsement between the owners of these names and brands and Pentair Water Pool and Spa, Inc. Those names and brands may be the trademarks or registered trademarks of those third parties. Because we are continuously improving our products and services, Pentair reserves the right to change specifications without prior notice. Pentair is an equal opportunity employer.

© 2019 Pentair Water Pool and Spa, Inc. All rights reserved. This document is subject to change without notice.



P/N 520737 REV. G 10/18/19